

BUNGOMA COUNTY POPULARITY SURVEY



infotrak

Research & Consulting

For clarification and information on other counties, please contact:

Mary Mburu: +254 728 017 518

Email: mary.mburu@infotrakresearch.com

Raphael Mulwa +254 736 360 964

Email: raphael.mulwa@infotrakresearch.com

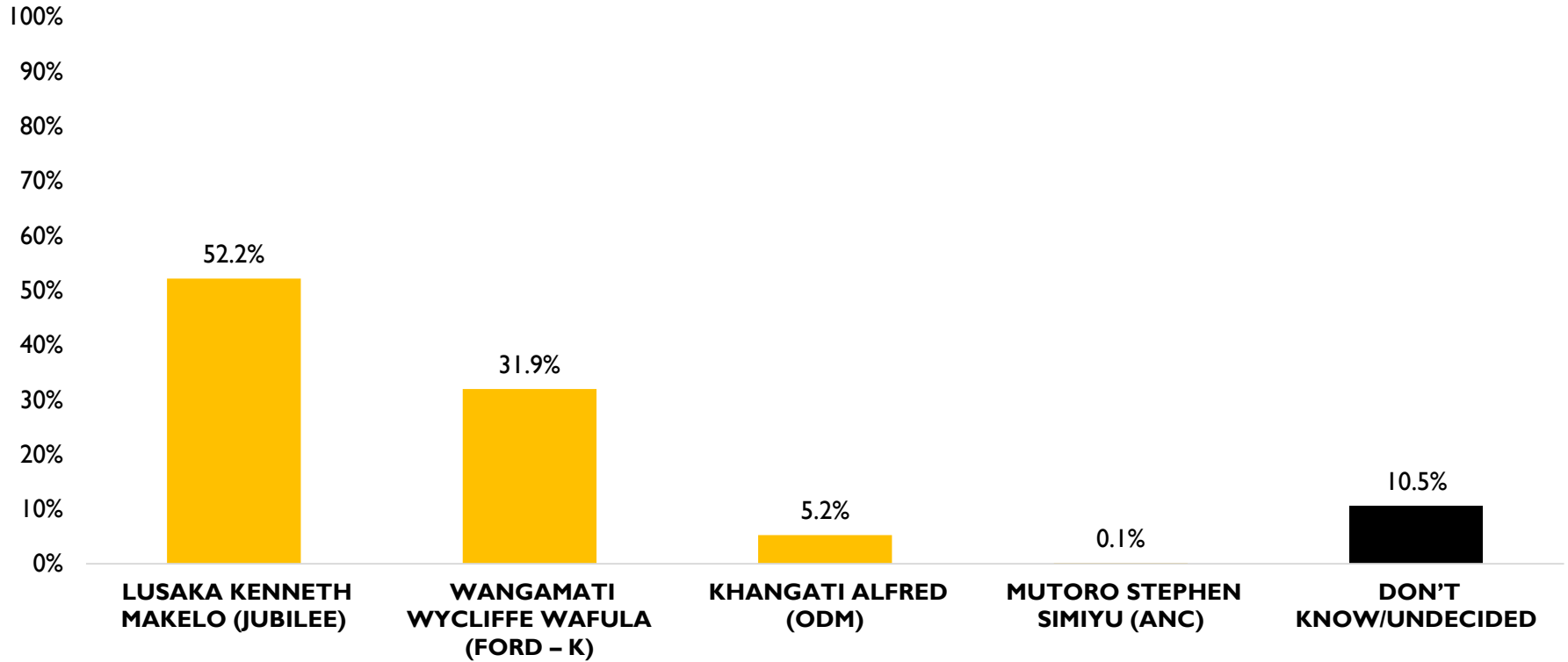
| | |
|--------------------------------------|---|
| Who sponsored the poll? | This is a syndicated Infotrak Poll and was as such sponsored and conducted by Infotrak Research and Consulting |
| When was the poll conducted? | Between 15 th to 17 th July 2017 |
| How was the poll conducted? | Telephone interviews through Computer Assisted Telephone Interviews (CATI) |
| What was the sample size? | A sample of 1500 respondents was interviewed to represent Bungoma County registered voters of 559,850. The poll covered 9 constituencies and 45 wards of Bungoma County, |
| What was the margin of error? | 2.5 at 95% degree of confidence |
| How was the sample designed? | Using the IEBC voter register, the sample was designed using Population Proportionate to Size (PPS). |
| Data Analysis | Data was processed and analyzed using SPSS 21 |

SAMPLE DISTRIBUTION

| Sub County | Wards Covered | Registered Voters | Sample (N) | Proportion (%) |
|------------------|-------------------------|-------------------|------------|----------------|
| MT. ELGON | Cheptais | 66,220 | 177 | 11.8 |
| | Chesikaki | | | |
| | Chepyuk | | | |
| | Kapkateny | | | |
| | Kaptama | | | |
| | Elgon | | | |
| SIRISIA | Namwela | 40,940 | 110 | 7.3 |
| | Malakisi/South Kulisiru | | | |
| | Lwandanyi | | | |
| KABUCHAI | Kabuchai/ Chwele | 57,476 | 154 | 10.3 |
| | West Nalondo | | | |
| | Bwake/Luuya | | | |
| | Mukuyuni | | | |
| BUMULA | South Bukusu | 70,683 | 189 | 12.6 |
| | Bumula | | | |
| | Khasoko | | | |
| | Kabula | | | |
| | Kimaeti | | | |
| | West Bukusu | | | |
| KANDUYI | Siboti | 105,565 | 283 | 18.9 |
| | Bukembe West | | | |
| | Bukembe East | | | |
| | Township | | | |
| | Khalaba | | | |
| | Musikoma | | | |
| | East Sang'alo | | | |
| | Marakaru/Tuuti | | | |
| West Sang'alo | | | | |

| Sub County | Wards Covered | Registered Voters | Sample (N) | Proportion (%) |
|--------------------|--------------------|-------------------|--------------|----------------|
| WEBUYE EAST | Mihuu | 42,263 | 113 | 7.5 |
| | Ndivisi | | | |
| | Maraka | | | |
| WEBUYE WEST | Sitikho | 50,466 | 135 | 9.0 |
| | Matulo | | | |
| | Misikhu | | | |
| | Bokoli | | | |
| KIMILILI | Kibingei | 52,268 | 135 | 9.3 |
| | Kimilili | | | |
| | Maeni | | | |
| | Kamukuywa | | | |
| TONGAREN | Mbakalo | 73,969 | 198 | 13.2 |
| | Naitiri/ Kabuyefwe | | | |
| | Milima | | | |
| | Ndal | | | |
| | Tongaren | | | |
| | Soysambu/ Mitua | | | |
| TOTAL | | 559,850 | 1,500 | 100% |

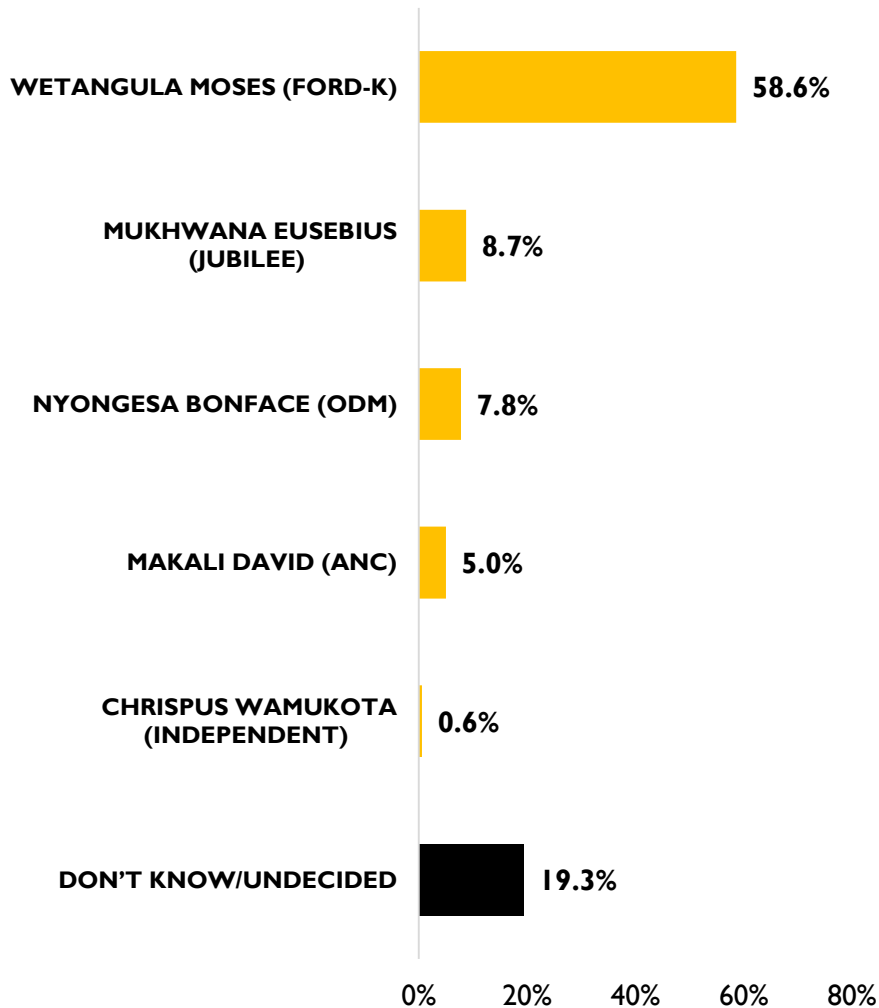
SURVEY FINDINGS



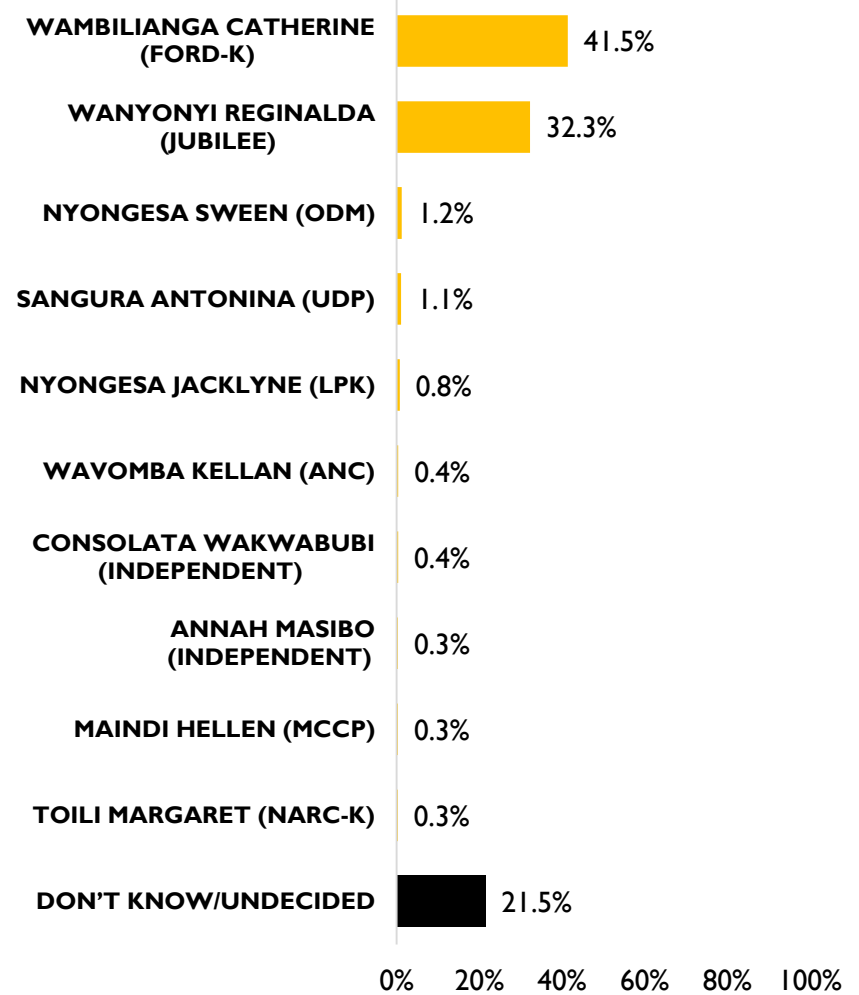
Assuming the elections for Bungoma Governor were to be held today, which candidate would you vote for?

N=1500

BUNGOMA SENATOR



BUNGOMA WOMAN REP



Assuming the elections for Bungoma Senator were to be held today, which candidate would you vote for?

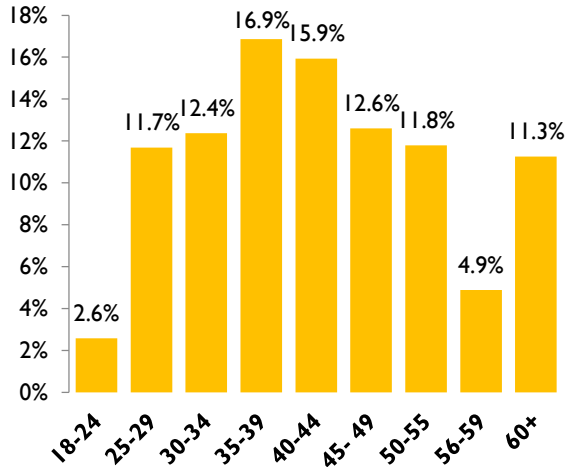
N=1500

Assuming the elections for Bungoma Woman Rep were to be held today, which candidate would you vote for?

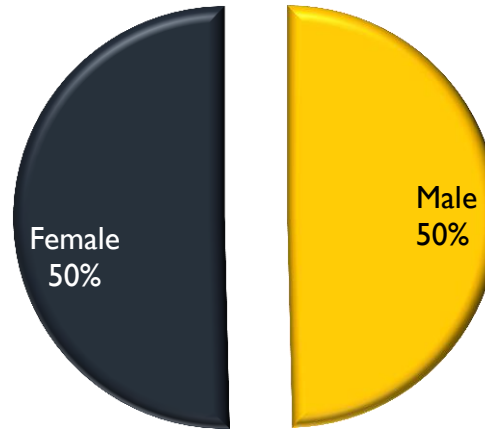
SURVEY DEMOGRAPHICS

RESPONDENTS DEMOGRAPHICS

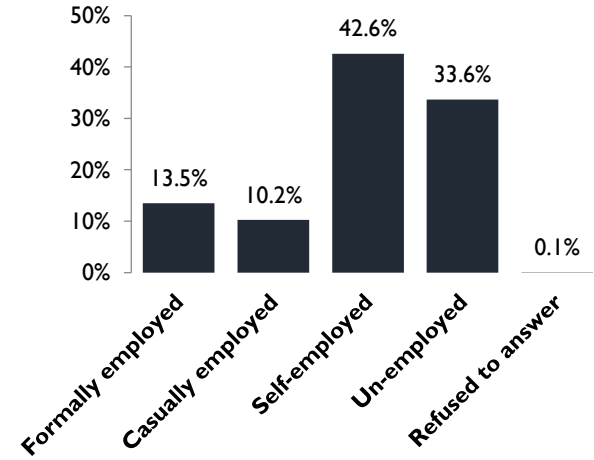
Age



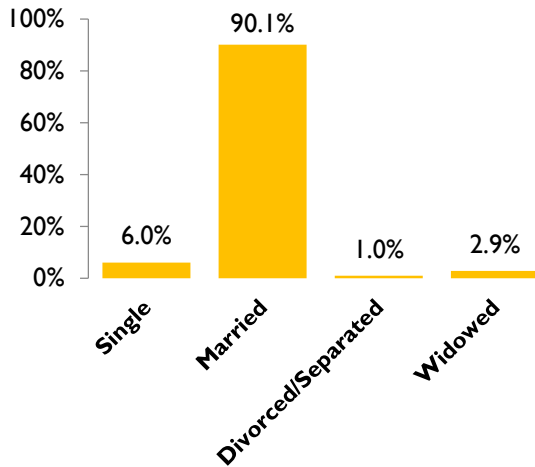
Gender



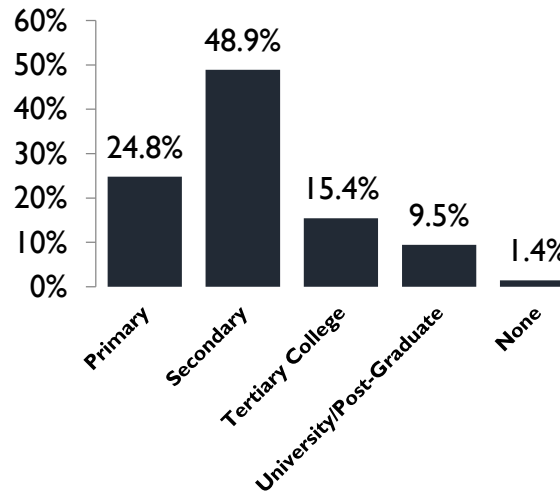
Employment



Marital Status



Level of Education



Religion

