

# MOMBASA COUNTRAK ELECTED LEADERS POPULARITY SURVEY



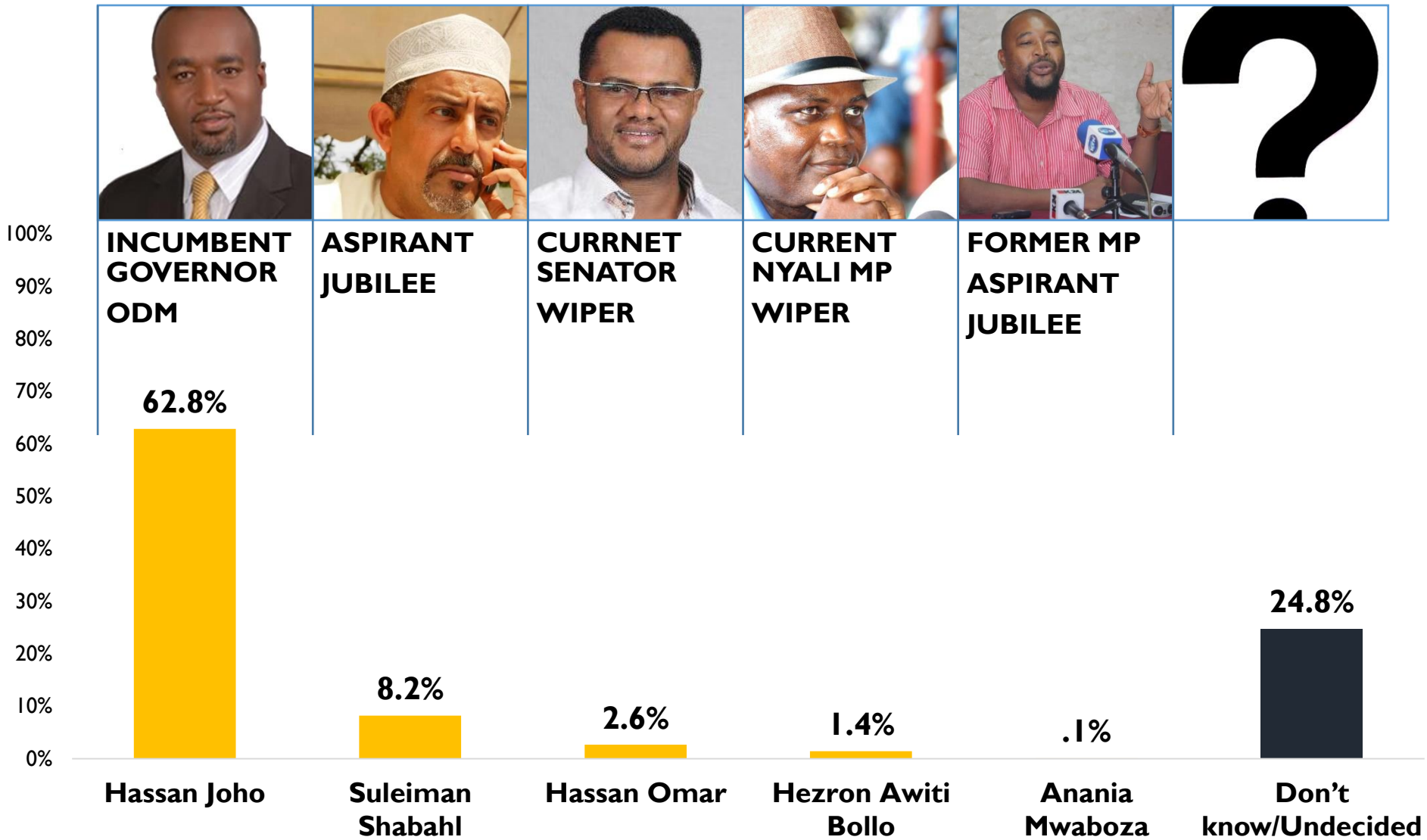
**infotrak**

Research & Consulting



**FOR MORE INFORMATION CONTACT : OFF: 020-2338988, MARY MBURU: 0728-017518 OR RAPHAEL MULWA:  
0736-360964 OR EMAIL: [countytrak@infotrakresearch.com](mailto:countytrak@infotrakresearch.com)**

# POPULARITY OF MOMBASA GUBERNATORIAL ASPIRANTS



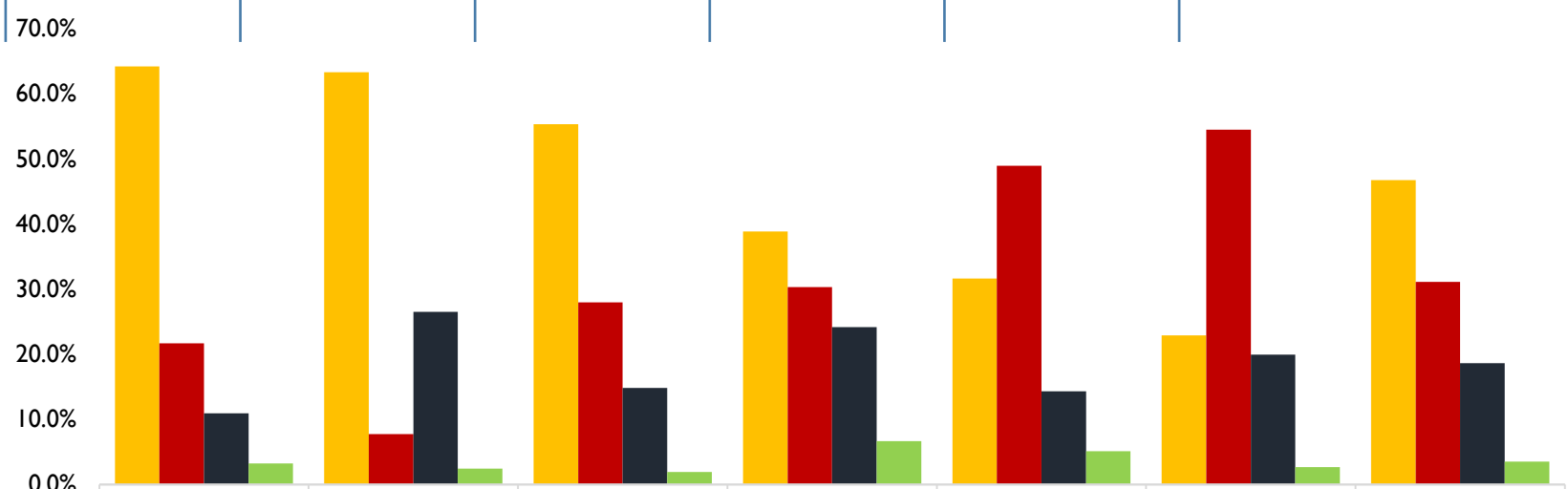
Assuming the elections for Mombasa Governor were to be held today which aspirant would you vote for?  
N= 1000

# LIKELIHOOD TO RE-ELECT MOMBASA COUNTY MPS



<b>OMAR MWINYI</b> ODM	<b>ABULSWAMAD SHARRIF NASSIR</b> ODM	<b>RASHID BEDZIMBA</b> ODM	<b>MASOUD MWAHIMA</b> ODM	<b>BADI TWALIB BADY</b> WIPER	<b>HEZRON OWITI BOLLO</b> WIPER
---------------------------	---	-------------------------------	------------------------------	----------------------------------	------------------------------------

NB. POLITICAL PARTY IS PARTY INCUMBENT WAS ELECTED IN

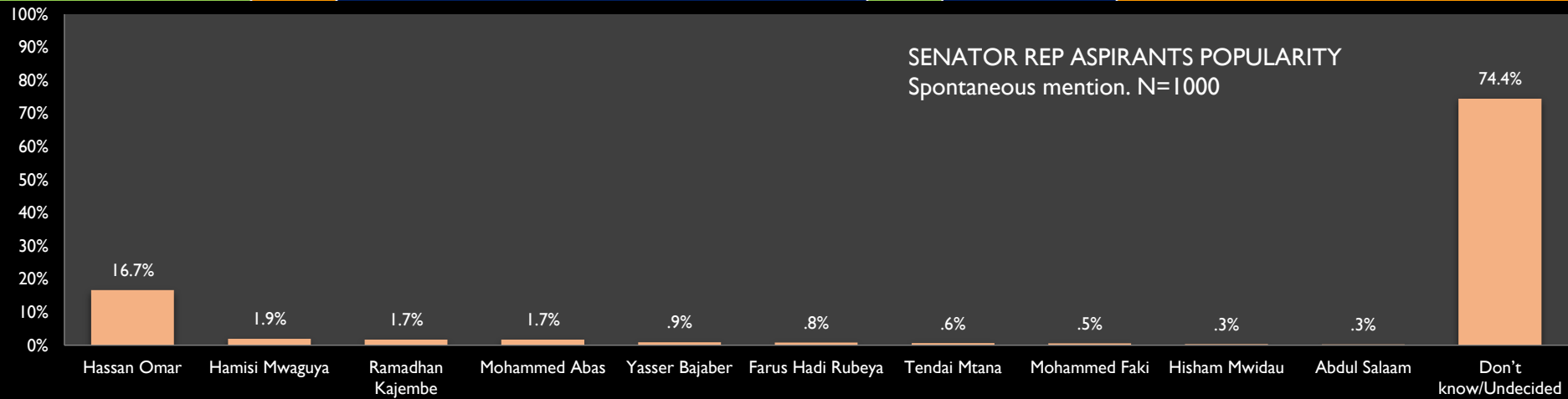


	Changamwe	Mvita	Kisauni	Likoni	Jomvu	Nyali	Total
■ Yes	64.2%	63.3%	55.3%	38.9%	31.6%	22.9%	46.8%
■ No	21.7%	7.7%	27.9%	30.3%	49.0%	54.5%	31.1%
■ Don't know/Undecided	10.9%	26.5%	14.8%	24.2%	14.3%	20.0%	18.6%
■ Refused to answer	3.2%	2.4%	1.9%	6.7%	5.1%	2.7%	3.5%

**Do you plan to re –elect your current Member of National Assembly (MP)? Analysis by Sub-County N=1000**

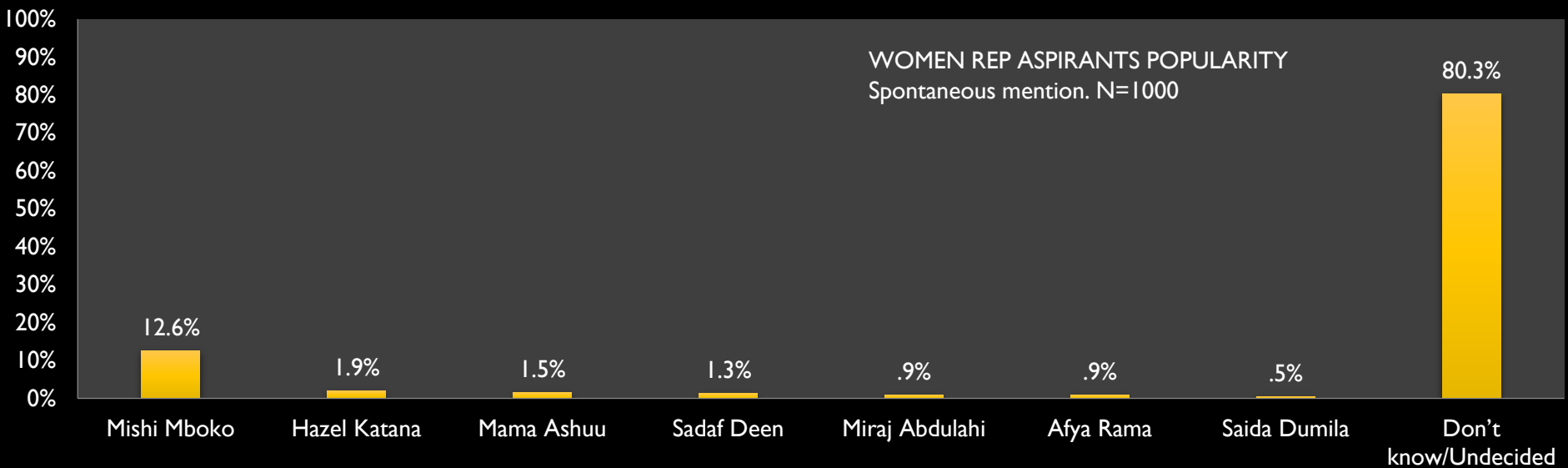
# WOMEN REP & SENATOR PERCEIVED ASPIRANTS POPULARITY

**NB\*\*Both incumbents for Senator & Women Rep have expressed interest in other electoral positions**



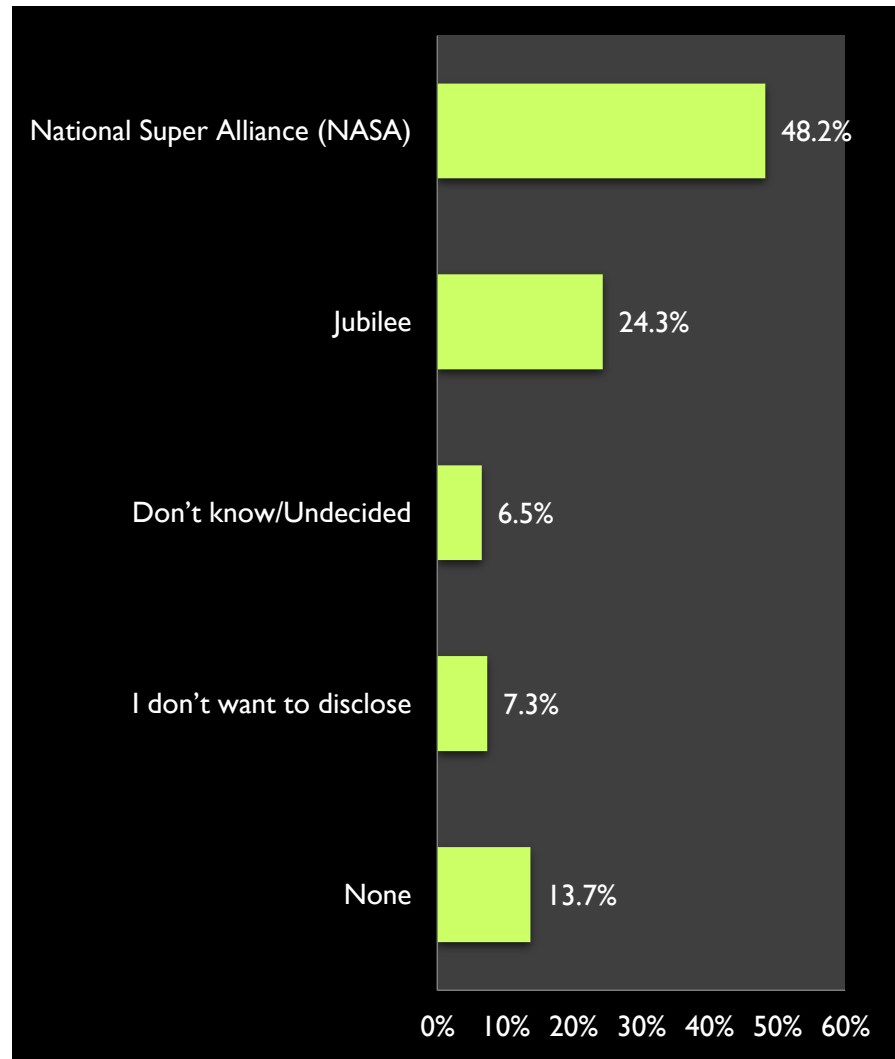
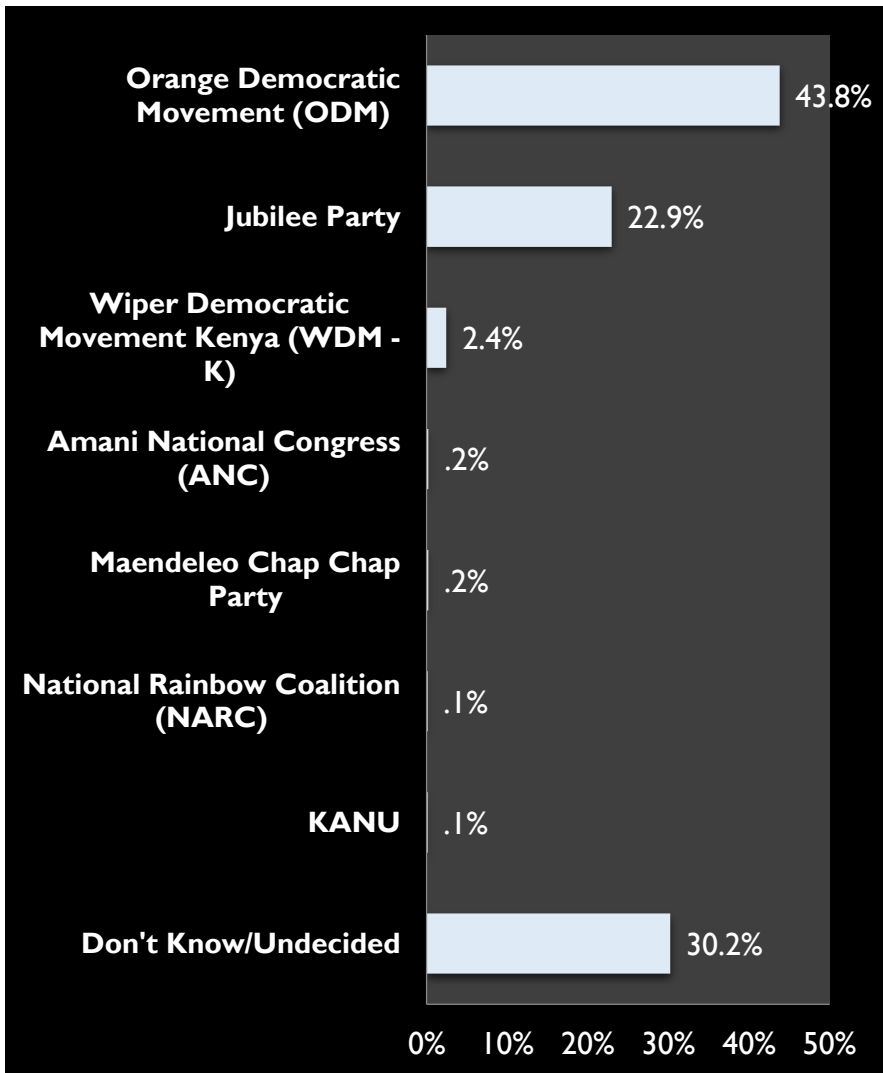
Assuming the elections for Mombasa Senator were to be held today which aspirant would you vote for? Unprompted

Assuming the elections for Mombasa Women Rep were to be held today which aspirant would you vote for? Unprompted



## POLITICAL PARTY POPULARITY

## NASA VS JUBILEE POPULARITY

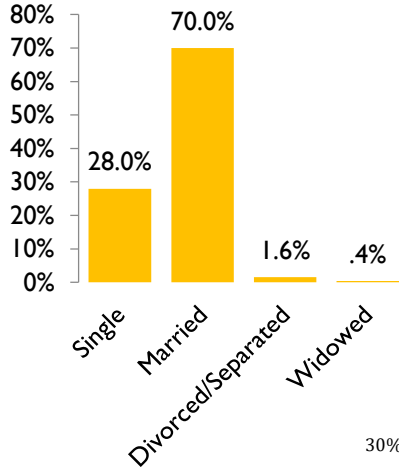


Could you kindly tell me the political party you feel closest to? N =1000

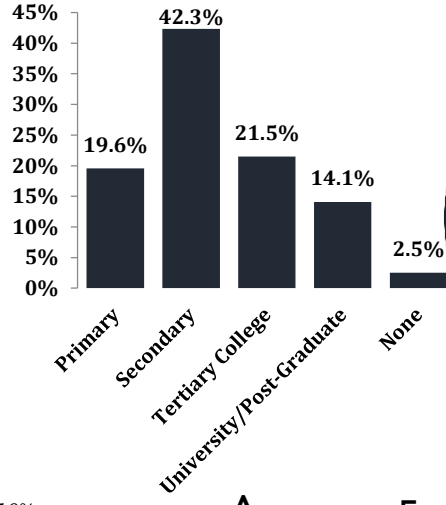


# ABOUT THE MOMBASA COUNTYTRAK SURVEY

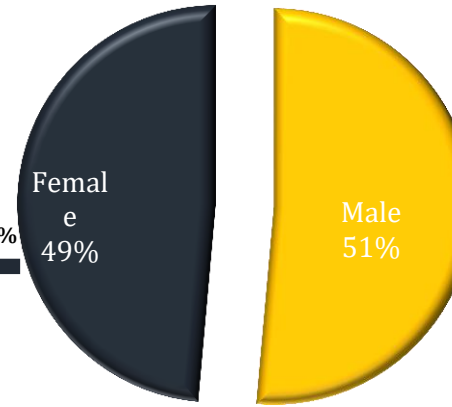
### Marital Status



### Level of Education

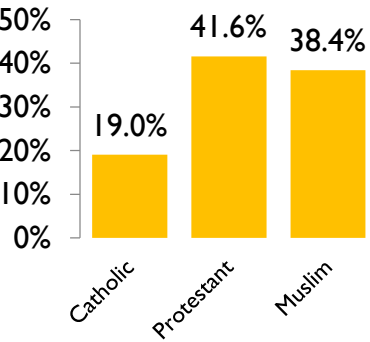


### Gender

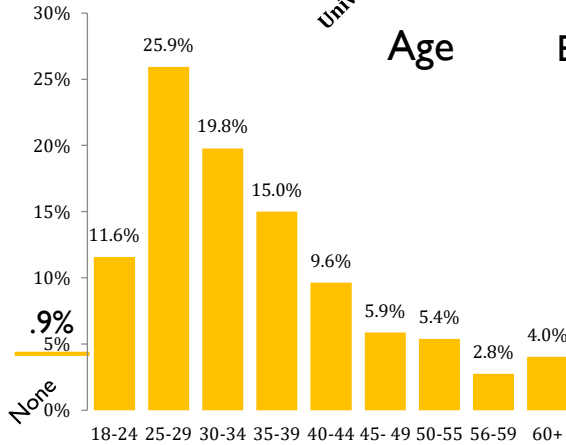


SUB - COUNTY	(%)	SAMPLE SIZE
Changamwe	17%	<b>169</b>
Jomvu	10%	<b>98</b>
Kisauni	21%	<b>208</b>
Nyali	19%	<b>187</b>
Likoni	18%	<b>179</b>
Mvita	16%	<b>159</b>
<b>Total</b>	<b>100%</b>	<b>1000</b>

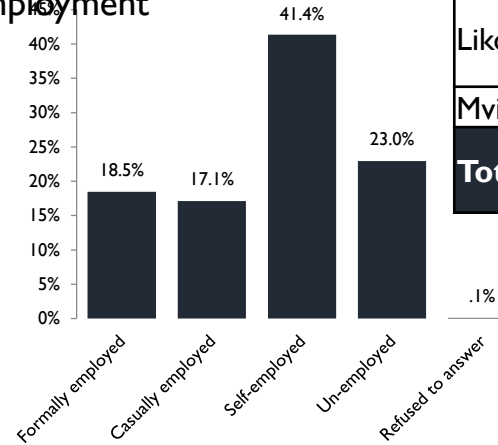
### Religion



### Age



### Employment



A sample of 1000 respondents were interviewed to represent the 2016 Mombasa county projected adult population of 582,409. The sampling design translated into a margin of error of +/- 3.1 at 95% degree of confidence. Data was collected between 24<sup>th</sup>-26<sup>th</sup> March 2017. The sampling frame was designed to cover all the 6 sub counties and 30 wards of Mombasa County. The sample split was guided by population proportionate to size.