

NYANDARUA COUNTY POPULARITY SURVEY



For clarification and information on other counties, please contact:

Mary Mburu: +254 728 017 518

Email: mary.mburu@infotrakresearch.com

Raphael Mulwa +254 736 360 964

Email: raphael.mulwa@infotrakresearch.com


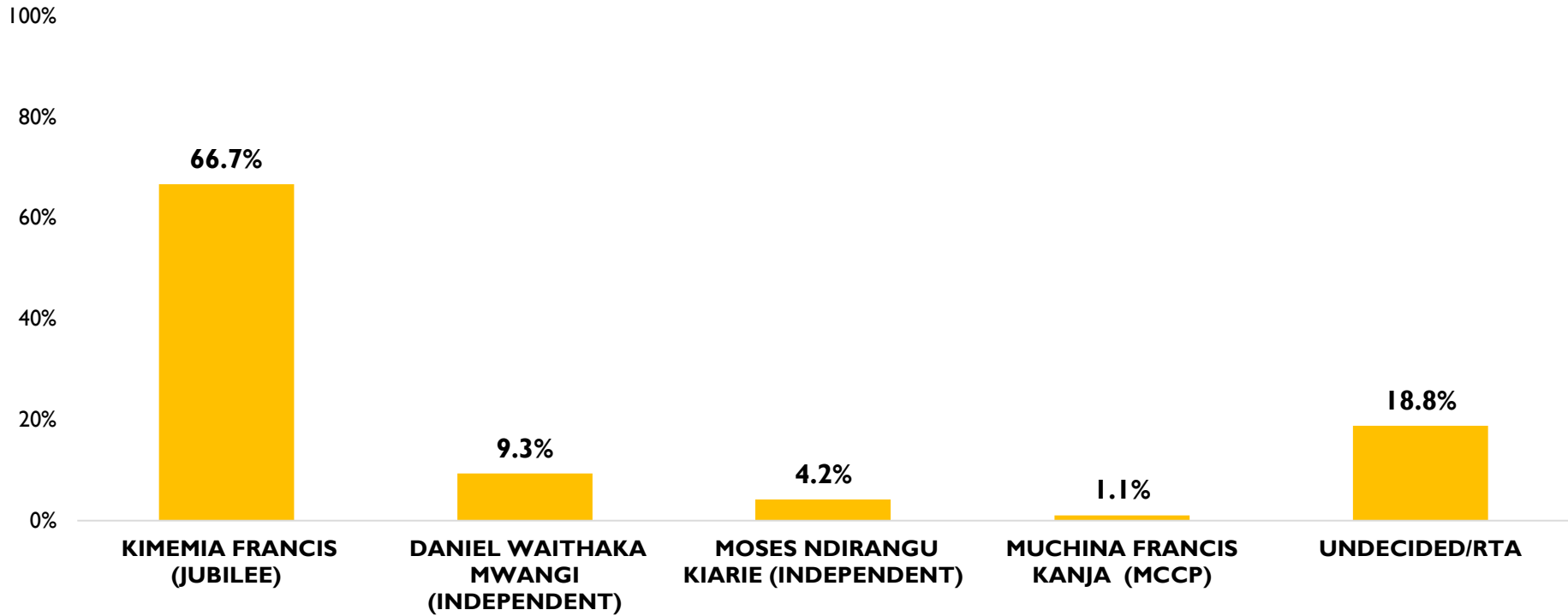
Who sponsored the poll?	This is a syndicated Infotrak Poll and was as such sponsored and conducted by Infotrak Research and Consulting
When was the poll conducted?	Between 10 th to 15 th July 2017
How was the poll conducted?	Telephone interviews through Computer Assisted Telephone Interviews (CATI)
What was the sample size?	A sample of 750 respondents was interviewed to represent Nyandarua County registered voters of 335,634. The poll covered 5 constituencies and 25 wards of Nyandarua County,
What was the margin of error?	3.6 at 95% degree of confidence
How was the sample designed?	Using the IEBC voter register, the sample was designed using Population Proportionate to Size (PPS).
Data Analysis	Data was processed and analyzed using SPSS 21

SAMPLE DISTRIBUTION

Sub County	Wards Covered	Sample (N)	Proportion (%)
KINANGOP	ENGINEER	244	33
	GATHARA		
	NORTH KINANGOP		
	MURUNGARU		
	NJABINI/KIBURU		
	NYAKIO		
	GITHABAI		
	MAGUMU		
KIPIPIRI	WANJOHI	113	15
	KIPIPIRI		
	GETA		
	GITHIORO		
OL KALOU	KARAU	153	20
	KANJUURI RANGE		
	MIRANGINE		
	KAIMBAGA		
	RURII		

Sub County	Wards Covered	Sample (N)	Proportion (%)
OL JOROK	GATHANJI	122	16
	GATIMU		
	WERU		
	CHARAGITA		
	SUBTOTAL		
NDARAGWA	LESHAU/PONDO	118	16
	KIRIITA		
	CENTRAL		
	SHAMATA		
Total		750	100

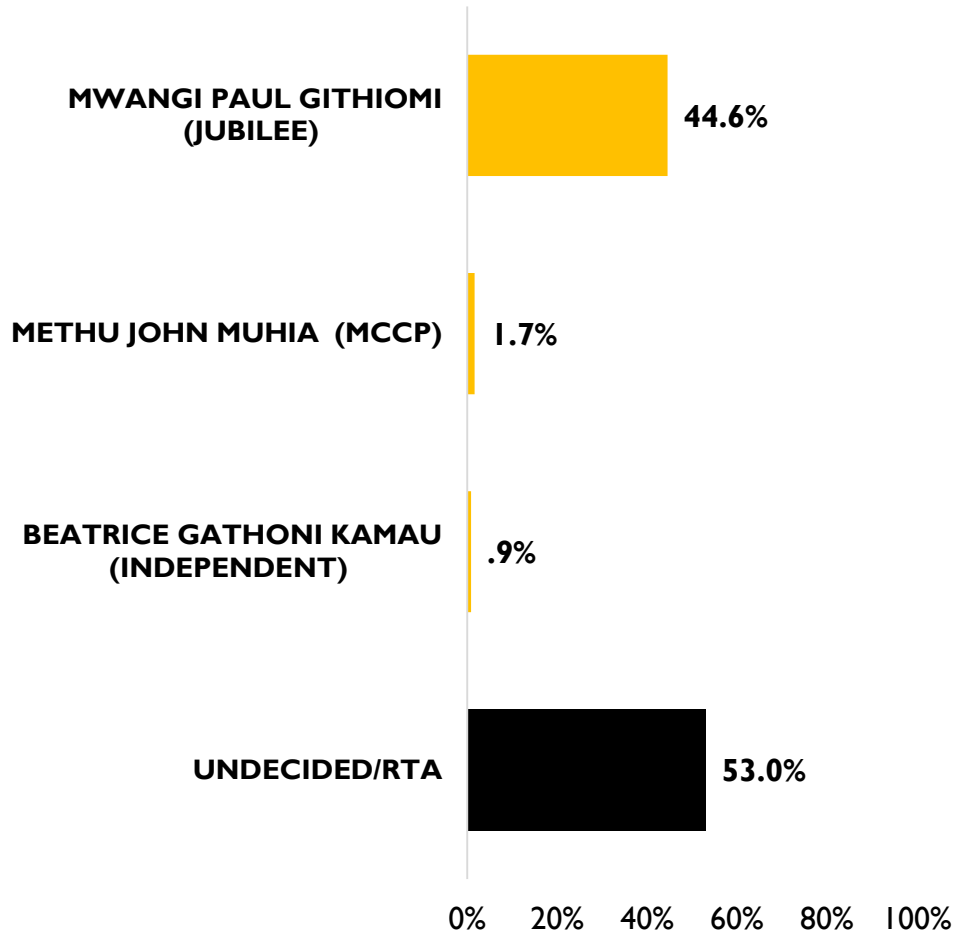
SURVEY FINDINGS



Assuming the elections for Nyandarua Governor were to be held today, which candidate would you vote for?

N=750

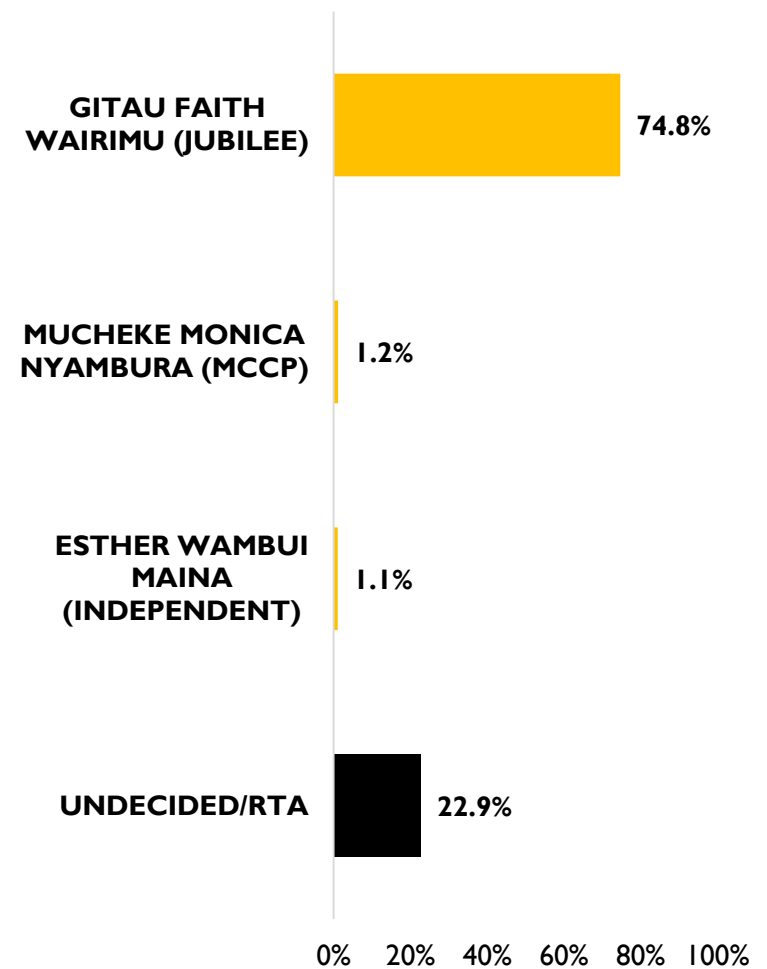
NYANDARUA SENATOR



Assuming the elections for Nyandarua Senator were to be held today, which candidate would you vote for?

N=750

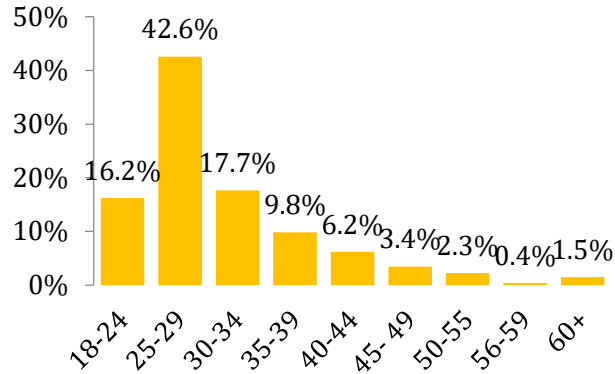
NYANDARUA WOMAN REP



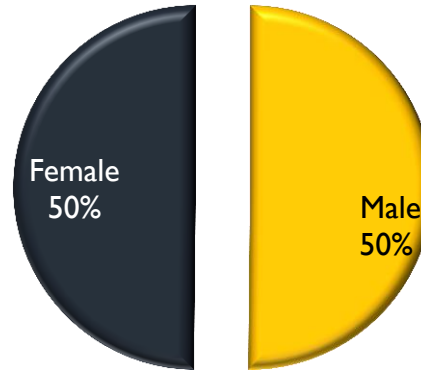
Assuming the elections for Nyandarua Women Representative were to be held today, which candidate would you vote for?

SURVEY DEMOGRAPHICS

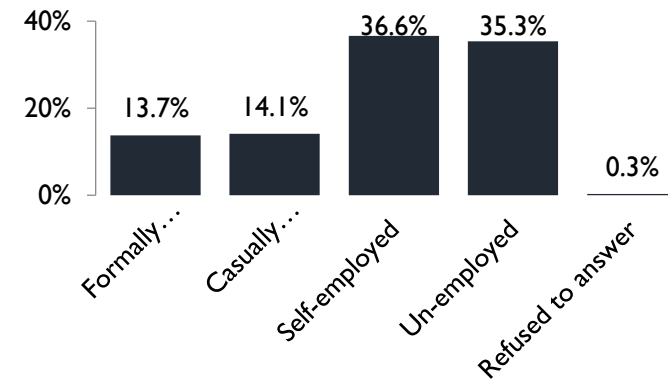
Age



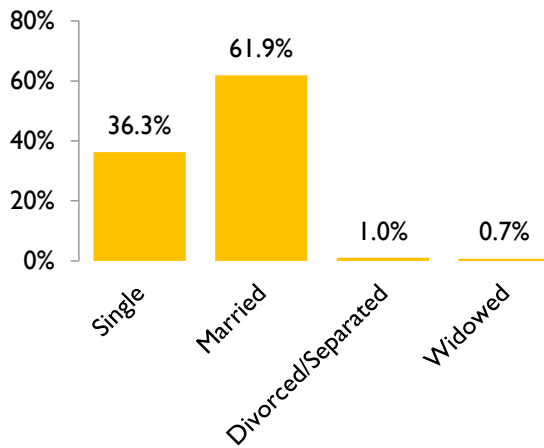
Gender



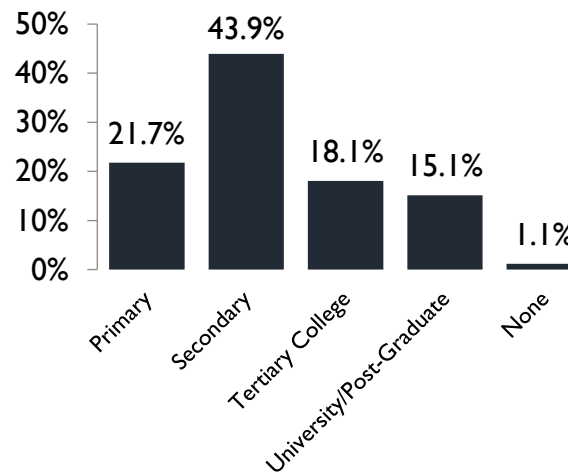
Employment



Marital Status



Level of Education



Religion

